


Butterfly Mask



How to attach:



Once your mask is ready, back the antennae onto cardboard and cut out. Then, glue to the reverse of the mask, in between the eyes.

You will need:

scissors



elastic



glue

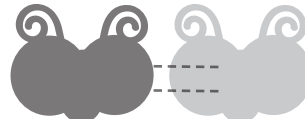


Instructions:


1. print & cut out the mask



2. glue onto cardboard to keep it sturdy



3. cut out the eye holes and hole punch ones for the elastic



4. wear on 22nd September to make some noise!

