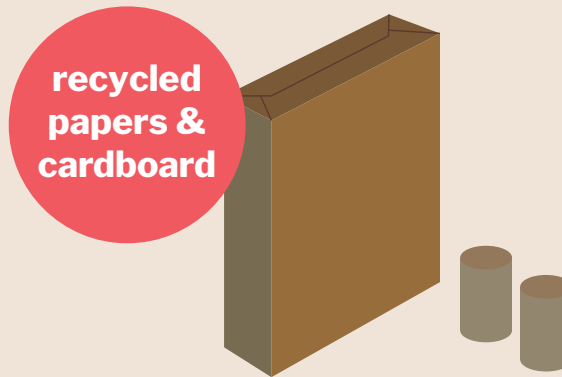



# Costume Ideas

**Come as your favourite woodland animal! Here are some top tips for eco costumes to get you on your way.**



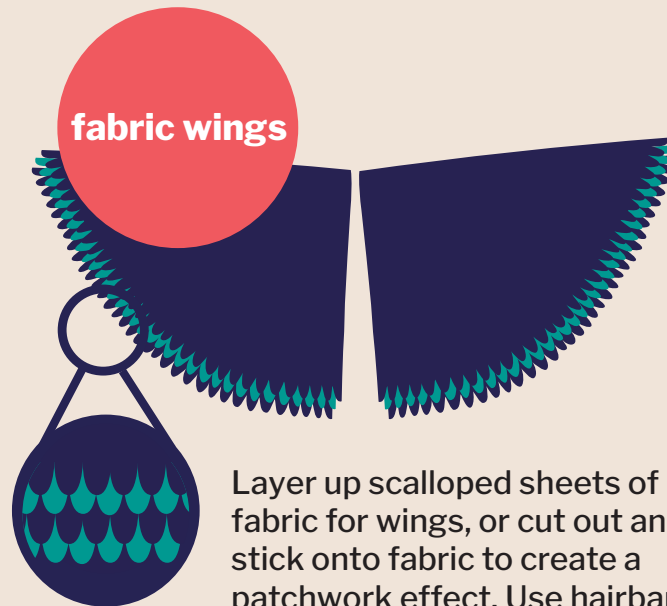
Scrap materials create many creative opportunities for costumes. Consider using toilet tubes and old cereal boxes to sculpt and paint designs onto.



Cut out stencils to paint over clothes and fabrics and use the cardboard image as a head piece or clip.



Eggboxes can be used for a range of costume additions. Cut out the egg holders to make ears or glue together to make bees!



Layer up scalloped sheets of fabric for wings, or cut out and stick onto fabric to create a patchwork effect. Use hairbands to attach onto your wrists



Bring something to wave! Draw a dragonfly or another woodland creature and attach it to string and a wooden pole to create a mobile.