



Owl Mask

with 3D
beak
& eyes!

Beak:

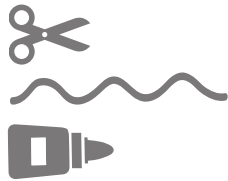


3D eyes:



You will need:

scissors
elastic
glue

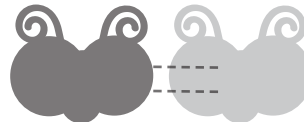


Instructions:


1. print & cut out the mask



2. glue onto cardboard to keep it sturdy



3. cut out the eye holes and hole punch ones for the elastic



4. wear on 22nd September to make some noise!

